

HIGH OUTPUT TRACK AND SURFACE FLOODS

Two larger fittings that take advantage of the latest lamp technology, to provide brilliant, powerful light giving high lumination for accent, display and wall washing.

IP20



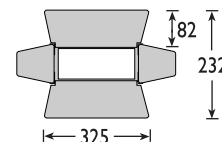
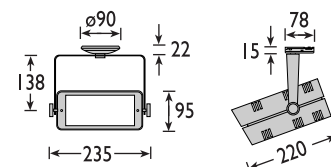
HALIDE PROJECTOR FLOOD

Part No.	Description	Code
Surface Requires Double Ended Lamp		
MHP9070	70W M/H TD	8281
MHP9150	150W M/H TD	8283
MHP9250	250W M/H TD	8285
Track Requires Double Ended Lamp		
MHPT9070	70W M/H TD	8444
MHPT9150	150W M/H TD	8444
MHPT9250	250W M/H TD	8444
Standard White		
Suffix:		
BLK = Black		
ALM = Aluminium		
/MT3 = 3 Circuit Track Adaptor		
MHP9BDBLK	Barn Doors Black (std)	8446




SPECIFICATION

- Mains voltage high output wide beam flood luminaire designed for retail lighting applications. (Showrooms, Window Displays & Galleries)
- Magnetic wire wound gear as standard
- Requires double ended halide lamps



DIESO FLUORESCENT FLOOD

Part No.	Description	Code
Surface		
FLP140	1x40W TCL	8447
FLP155	1x55W TCL	8447
FLP240	2x40W TCL	8447
FLP255	2x55W TCL	8447
Single Circuit Track		
FLPT140	1x40W TCL	8448
FLPT155	1x55W TCL	8448
FLPT240	2x40W TCL	8448
FLPT255	2x55W TCL	8448
Three Circuit Track		
FLPT140/MT3	1x40W TCL	8449
FLPT155/MT3	1x55W TCL	8449
FLPT240/MT3	2x40W TCL	8449
FLPT255/MT3	2x55W TCL	8449
Standard White		
Suffix:		
BLK = Black		
ALM = Aluminium		



SPECIFICATION

- Requires 4 linear pin TCL 40W or 55W
- Attractive Extruded Aluminium construction
- Clear Glass as Standard with Etched as option
- Cables Concealed within mounting swivels
- 180° Head Adjustment
- HF gear as standard

IDEAL FOR

- Retail
- Bars & Cafe's
- Art Galleries
- Exhibition Halls
- Museums
- Showrooms

