

LED DOWN LIGHTS

Style, function, elegance. This new LED down light range combines all three. The latest technology means this range can be used as part of a scheme as task lighting and/or decorative lighting. Plug and Play wiring ensures quick and easy installation.



IP21/65

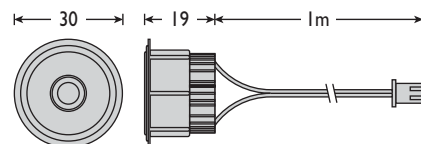



1W MINI LED LIGHT

| Part No. | Description | Code |
|------------|--|------|
| LED-DLR1 | 1W mini 110° flood light | 7823 |
| LED-A1PP1M | 1M Plug 'n' Play Extension & Connection Lead | 7820 |

Suffix:
C/W = Cool White
W/W = Warm White
BLU = Blue
RED = Red
AMB = Amber
GRN = Green

■ 1 - 9 per Driver



SPECIFICATION

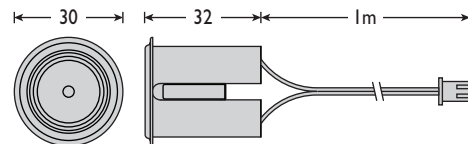
- Spring clips for secure fitting
- Requires Plug 'n' Play connectors for wiring to driver
- 110° beam angle for wide spread of light

1W MINI IP65 LED LIGHT

| Part No. | Description | Code |
|------------|--|------|
| LED-DLR1P | 1W IP65 110° flood light | 7826 |
| LED-A1PP1M | 1M Plug 'n' Play Extension & Connection Lead | 7820 |

Suffix:
C/W = Cool White
W/W = Warm White
BLU = Blue
RED = Red
AMB = Amber
GRN = Green

■ 1 - 9 per Driver



SPECIFICATION

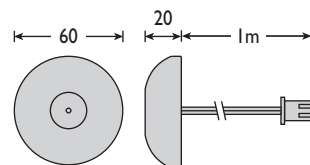
- Spring clips for secure fitting
- IP65 waterproof (not submersible)
- Requires Plug 'n' Play connectors for wiring to driver
- 110° beam angle for wide spread of light
- Threaded versions available

1W LED SURFACE LIGHT IP65

| Part No. | Description | Code |
|------------|--|------|
| LED-DLS1A | 1W surface light IP65 | 7825 |
| LED-A1PP1M | 1M Plug 'n' Play Extension & Connection Lead | 7820 |

Suffix:
C/W = Cool White
W/W = Warm White


■ 1 - 9 per Driver



SPECIFICATION

- Aluminium construction
- IP65 waterproof (not submersible)
- Requires Plug 'n' Play connectors for wiring to driver
- 110° beam angle for wide spread of light

■ All run at a fraction of the cost of conventional lighting



IDEAL FOR

- Bathrooms
- Bedrooms
- Under cabinets
- Leisure Centres & Retail Areas
- Bars, Pubs and Clubs

■ Series LED drivers see page 7