

LOW VOLTAGE DOWNLIGHTS

50mm (MR16) CAST MINI SCOOP

The adjustable Scoop features a die cast body offering full 355° rotational and 60° vertical adjustment. A pre-selected vertical locking system ensures any angular adjustment is maintained. It is ideal for accent lighting, particular where the illumination of vertical surfaces are important.



IP21

LOW VOLTAGE SCOOP

Part No.	Description	Code
LVS50 ALM	LV Scoop Silver Grey	4657
LVS50 WHI	LV Scoop White	4649
LVS50 CHR	LV Scoop Chrome	4651

Requires Lamp and transformer



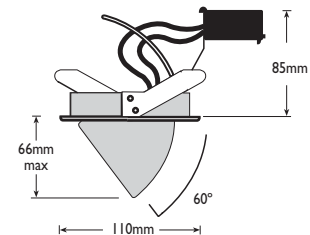
100mm



- The connector box and lamp holder are on a detachable upstand

SPECIFICATION

- High quality cast aluminium construction
- Leaf spring fix into ceiling cutout
- Easy lamp change cast bezel mechanism



35mm (MR11) CAST TWIST & LOCK

Tiny unobtrusive fittings using the smaller 35mm lamp with a unique Twist & Lock bezel to retain lamp. Supplied without a lamp giving choice of low voltage lamp source, in many wattages, beam angles and types of light, including the new 35mm 1 Watt LED.



IP21

35mm LOW VOLTAGE FIXED

Part No.	Description	Code
LVF35 WH	Fixed White	4625
LVF35 BRS	Fixed Brass	4626
LVF35 CHR	Fixed Chrome	4627
LVF35 ALM	Fixed Aluminium	4628

Requires 35mm LV lamp and transformer

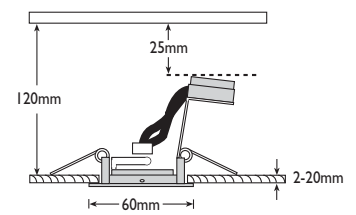


53mm



SPECIFICATION

- Coiled Spring fix into ceiling cutout
- The connector box and lamp holder are on a detachable upstand




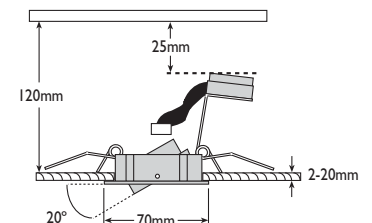
35mm LOW VOLTAGE TILT

Part No.	Description	Code
LVT35 WH	Fixed White	4625
LVT35 BRS	Fixed Brass	4626
LVT35 CHR	Fixed Chrome	4628
LVT35 ALM	Fixed Aluminium	4629

Requires 35mm LV Lamp and transformer



63mm



IDEAL FOR

- Receptions
- Office areas
- Conference Rooms
- Showrooms
- Hotels & Restaurants
- Bars & Cafe's
- Leisure Centres
- Domestic & Residential

■ 12v transformers see page 26