


## DROP BASKET DIRECT/INDIRECT LUMINAIRES

### FOCUS 1 & 4 DROP BASKET

A range of modular fluorescent luminaires that combine the benefits of both "direct and indirect" lighting.



IP20



#### FOCUS 1 DB LAY-IN

Part No.	Description	Code
<b>TCL LAMP (Required)</b>		
FMFOC1DBS40	1x40W TCL	5254
FMFOC1DBT40	2x40W TCL	5264
FMFOC1DBS55	1x55W TCL	5255
FMFOC1DBT55	2x55W TCL	5265

#### T5 LAMP (INCLUDED)

Part No.	Description	Code
<b>HO High Output</b>		
FMFOCT51DB224	2x24W T5 HO	5268
FMFOCT51DB324	3x24W T5 HO	5263



#### SPECIFICATION

- Single and twin 40/55W TCL lamp variants require lamps
- T5 luminaires include colour 840 tubes
- Provides a pleasant ratio of 'direct/indirect' light to produce a mellow, calming lighting effect as the central perforated basket has been dropped below the aperture of the fitting
- High frequency control gear as standard
- Three hour maintained emergency pack option
- Matching surface version available up to 6ft. See page 88 for Focus 7 Surface Linear

#### FOCUS 4 DB PULL UP

Part No.	Description	Code
<b>TCL LAMP (Required)</b>		
FMFOC4DBS40	1x40W TCL	5254
FMFOC4DBT40	2x40W TCL	5264
FMFOC4DBS55	1x55W TCL	5255
FMFOC4DBT55	2x55W TCL	5265

#### T5 LAMP (INCLUDED)

Part No.	Description	Code
<b>HO High Output</b>		
FMFOCT54DB224	2x24W T5 HO	5268
FMFOCT54DB324	3x24W T5 HO	5263

Control Gear Variants - HF as Standard

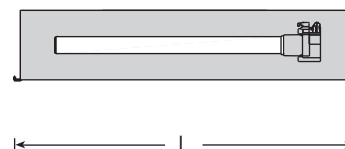
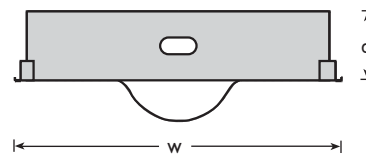
Suffix:

HFR = Dimmable (Analogue 1-10V)

SD = Switch Dim

DDC = Digital Dimming Control

E3 = 3 Hour Maintained Emergency Pack (Integral)




#### DIMENSION TABLE (mm):

	L	W	D
FOCUS 1 DB	597	597	100
FOCUS 4 DB	597	597	100

Basket drops proud of ceiling/fitting 100mm

Ceiling cut out for pull up model 578 x 578



#### IDEAL FOR

- Offices
- Schools/Colleges
- Waiting Rooms
- Retail Areas

Focus surface linear see page 88